

ASW 200 SERIES SWING DOOR OPERATOR

The Talbot ASW 200 swing door operator is a robust and dependable unit, ideal for various commercial and domestic applications. This fire-rated unit functions as a spring-close door, ensuring safety even during power outages.

Key Features

- 2/4 hour fire rated system, tested on a wide range of different fire core doors.
- Compact and quiet operator capable of driving doors up to 300kg and 1400mm wide
- Heavy duty spring return feature
- Obstruction sensitivity - if when opening or closing it meets an obstruction the doors will automatically re-open. When the power is off, the door is easily manually opened or closed.
- Compatible with a wide range of activation accessories including our accessible bathroom control switch.
- Two operators can be interlinked with one another allowing seamless operation of double doors.
- Compatible with all sorts of electronic locking including electric strikes, magnetic locks and drop pins.



Quality Componentry

Highly efficient long life and high torque brush-less DC motor alongside an intelligent microprocessor, that automatically detects door weight and adjusts accordingly to ensure smooth door operation.



Unparalleled safety

- Obstruction sensitivity
- wide range of safety detection sensor options available



Fire Rated Operator

4 hrd Fire rating - E-core doors
2 Hr Fire rating - Pyropanel doors
2 Hr Fire rating - Firecore doors

GET IN TOUCH

1300 560 608

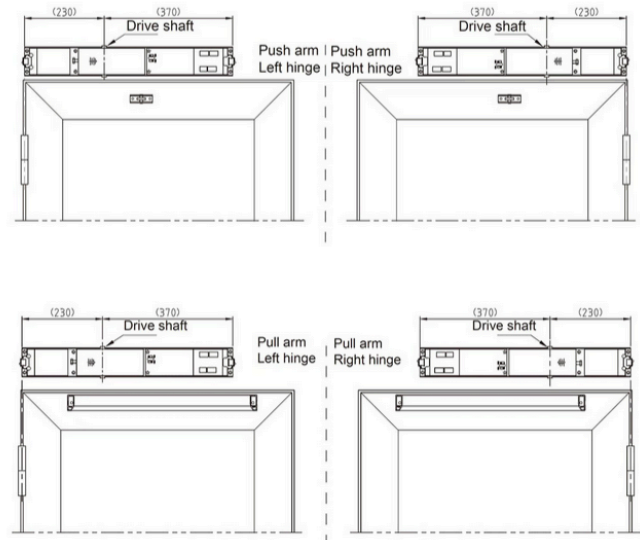
sales@talbotautodoors.com.au
www.talbotautodoors.com.au

Unit 8, 63 Norman St
Peakhurst NSW, 2210

Technical Specifications

Power Voltage	AC 240v 50-60Hz
Motor	DC24v - 100w
Max door leaf weight	300Kg Per Leaf
Max door leaf width	1400mm
Opening Time	3- 7s Adjustable
Max opening angle	120 Degrees
Door hold open time	1 - 30s Adjustable
Noise	55Db or less
Working Temperature	-20C to +50c
Product Size	610mm x128mm x 88mm
Warranty	12 Months

Door Configurations

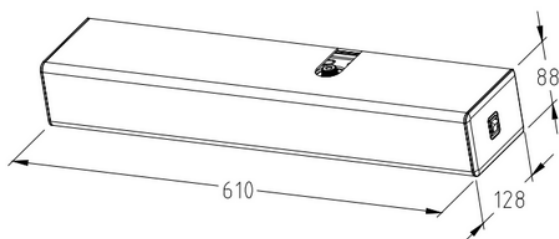



the ASW200 is designed for both timber and aluminum framed glass door leaves up to 1400mm wide.


Operation modes:

- Auto - Sensor access inside and outside
- Open - Door hold open function
- Lock - Door locked


Projects




Sydney, NSW
George St office fitout



Peakhurst, NSW
Aged Care Facility



Nelson Bay NSW
Harvey Norman



Pyrmont, NSW
Sydney Powerhouse Museum

GET IN TOUCH

1300 560 608

sales@talbotautodoors.com.au
www.talbotautodoors.com.au

Unit 8, 63 Norman St
Peakhurst NSW, 2210